



Asian Workshop on
3D Body Scanning Technologies
Tokyo, Japan, 17-18 April 2012

Organized by HOMETRICA CONSULTING - Dr. Nicola D'Apuzzo , www.3dbodyscanning.org/A2012



Welcome to Tokyo!



Hometrica Consulting
Dr. Nicola D'Apuzzo
www.hometrica.ch

1. Participants and Exhibitors

Some numbers

Thanks for active participation and support

2. Workshop Program

Technical sessions

Exhibition

3. Workshop Highlights

Invited speaker

World and international premieres

4. Photos / Pictures

Technical sessions, exhibition, networking

Relaxed moments, discussions

5. Announcement

3rd International Conference and Exhibition

1. Participants and Exhibitors

Negative effects

Foreigner participants	Still afraid of post-effects from earthquake of 2011
Local participants	Strongest economical crisis in Japan

Some numbers

Number of participants: 83

11 different countries:	Asia	62	Europe	8
	Oceania	6	N. America	4

Affiliation:	Private companies	48
	Universities	16
	Institutions	16

Position:	Managing / Professor	39
	Technical / Operative	31
	Staff / Student	10

3D Body Scanning:	User	26
	Developer / OEM	39
	Potential buyer	25

1. Participants and Exhibitors

Thanks for active participation and support

Thanks to all authors and presenters

Thanks to all session chairmen

Thanks to all exhibitors



Thanks to the organization team

Ana, Marija

Big thanks to the hosting institute – Digital Human Research Center - AIST

For hosting the workshop, for administrative help

Especially thanks to Dr. Mochimaru and Mr Morita



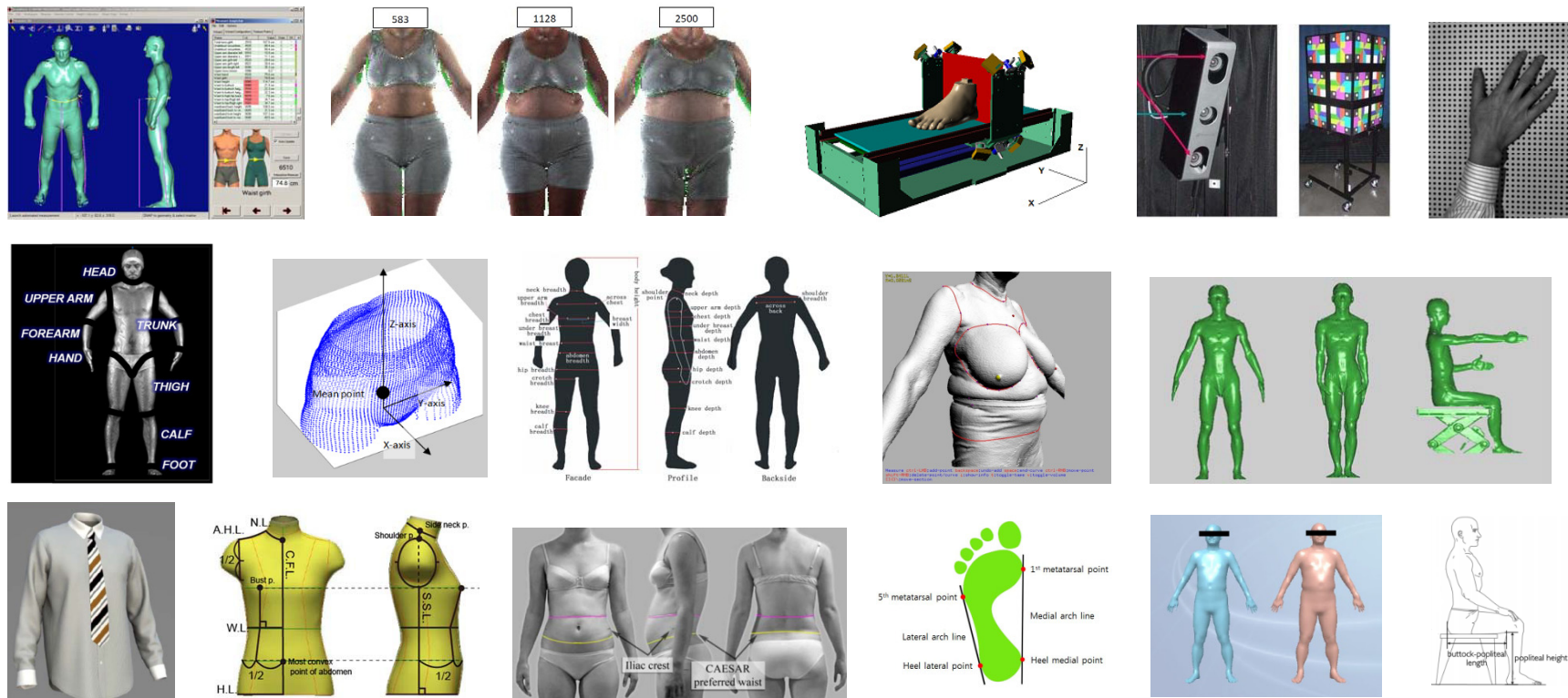
Digital Human Research Center

2. Workshop Program

Technical sessions

7 technical sessions, with 30 presentations

Topics: full body scanning systems, applications in medicine and health, scanning systems and technologies, processing of scan data, body sizing surveys, applications in fashion, digital anthropometry




2. Workshop Program

Exhibition

7 manufacturers are demonstrating their body scanning solutions and systems

Different technologies: laser scanning, white light scanning, real-time scanning

Various systems: full body, hand-held, foot scanner, application software



Closing session with discussion

“Standards for Validation Methods of 3D Body Scanners”

Moderator: Dr. Masaaki Mochimaru

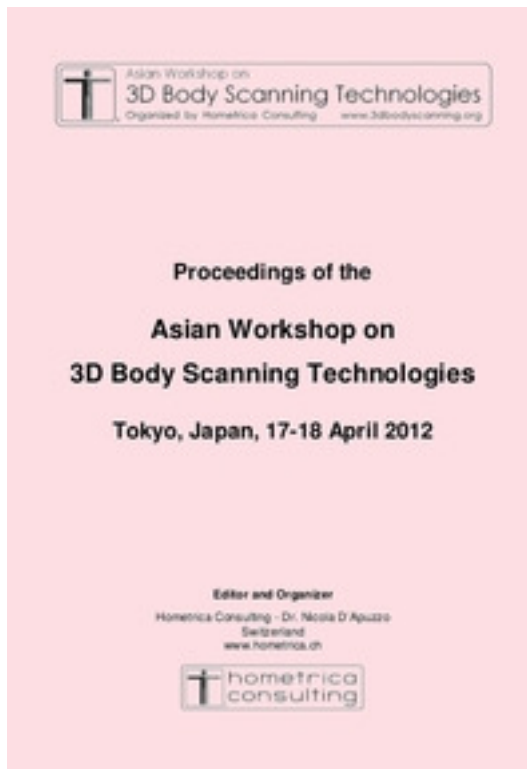
Director of the Digital Human Research Center of AIST and
Chairman of the ISO Technical Commission TC159/SC3 on
Ergonomics-Anthropometry and biomechanics.



2. Workshop Program

Proceedings of the workshop

Proceedings of the Asian Workshop on 3D Body Scanning Technologies 2012
Available as hard copy (172 pages) and CD-rom (pdf files).



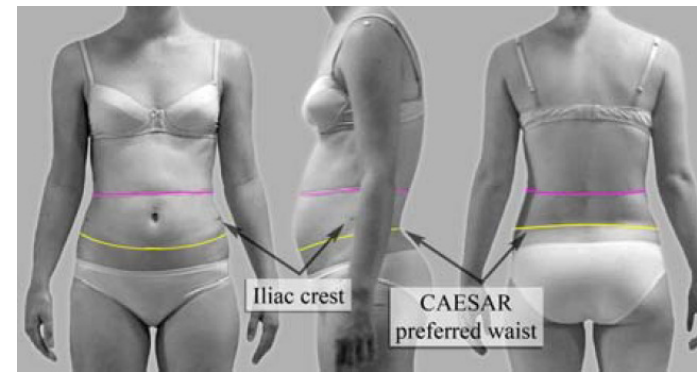
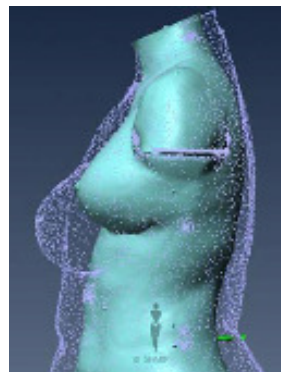
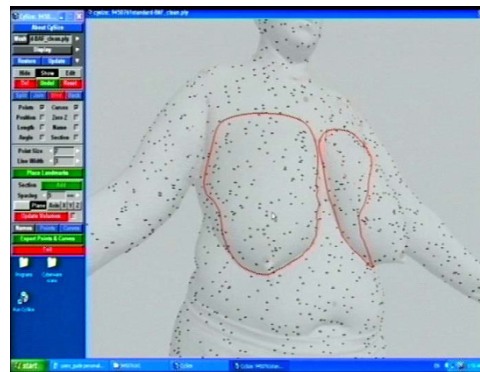
3. Workshop Highlights

Invited speaker

Ms. Daisy Veitch, founder and CEO of SHARP Dummies (Australia)



The workshop program features three presentations of Ms. Daisy Veitch with different topics related to medical applications, anthropometry and apparel.

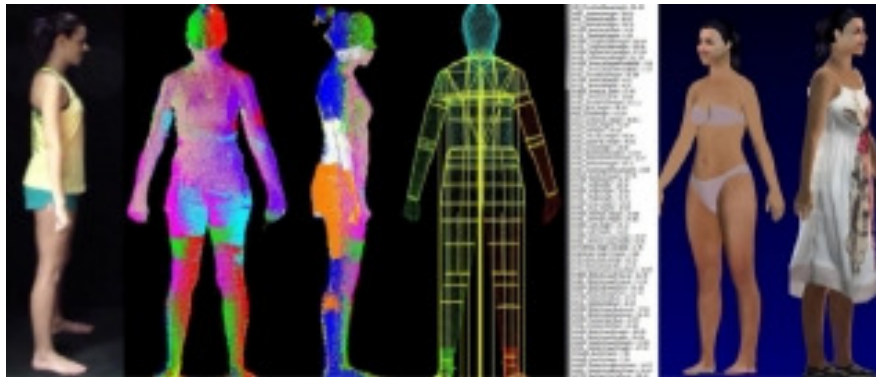


3. Workshop Highlights

World and international premieres at the exhibition

[TC]² (USA)

Worldwide public demonstration debut of the new low cost full body scanner KX-16
Based on Primsense sensors, costs less than 10,000 USD (software included).



VITRONIC (Germany)

Demonstrate the the VITUS^{smart} body scanner

Laser scanning technology: precise and with high accuracy




3. Workshop Highlights

3D body art exhibition 3D BODY ARCHITECTURE ²

13 artworks displayed in the foyer

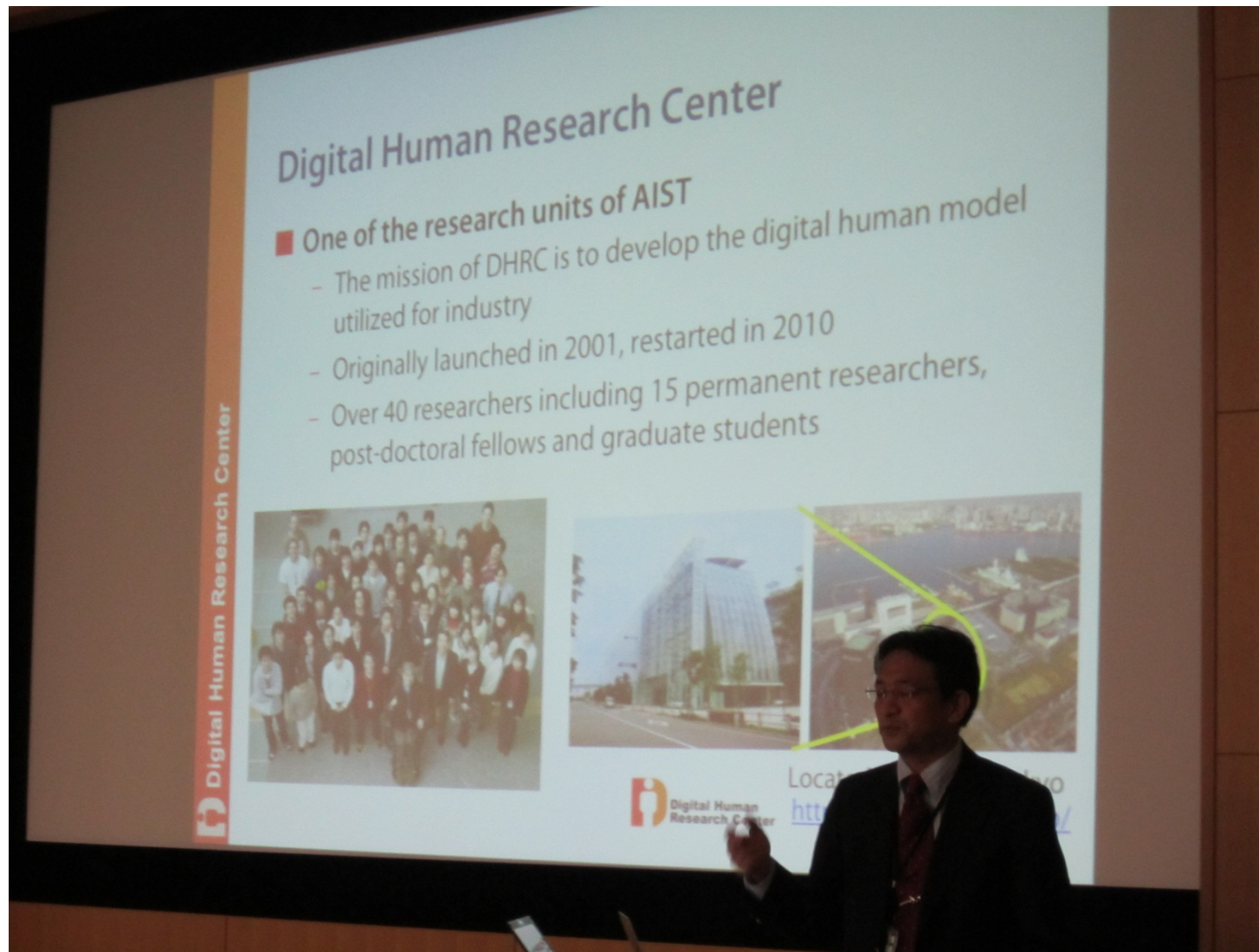
Artist: Ana D'Apuzzo www.anadapuzzo.com

Technique: 3D body scanning (Artec Scanner)
3D architectural modeling (AutoCAD)
3D visualization (3D Studio Max)



4. Photos / Pictures

Interesting presentations at the technical sessions



4. Photos / Pictures

Interesting presentations at the technical sessions



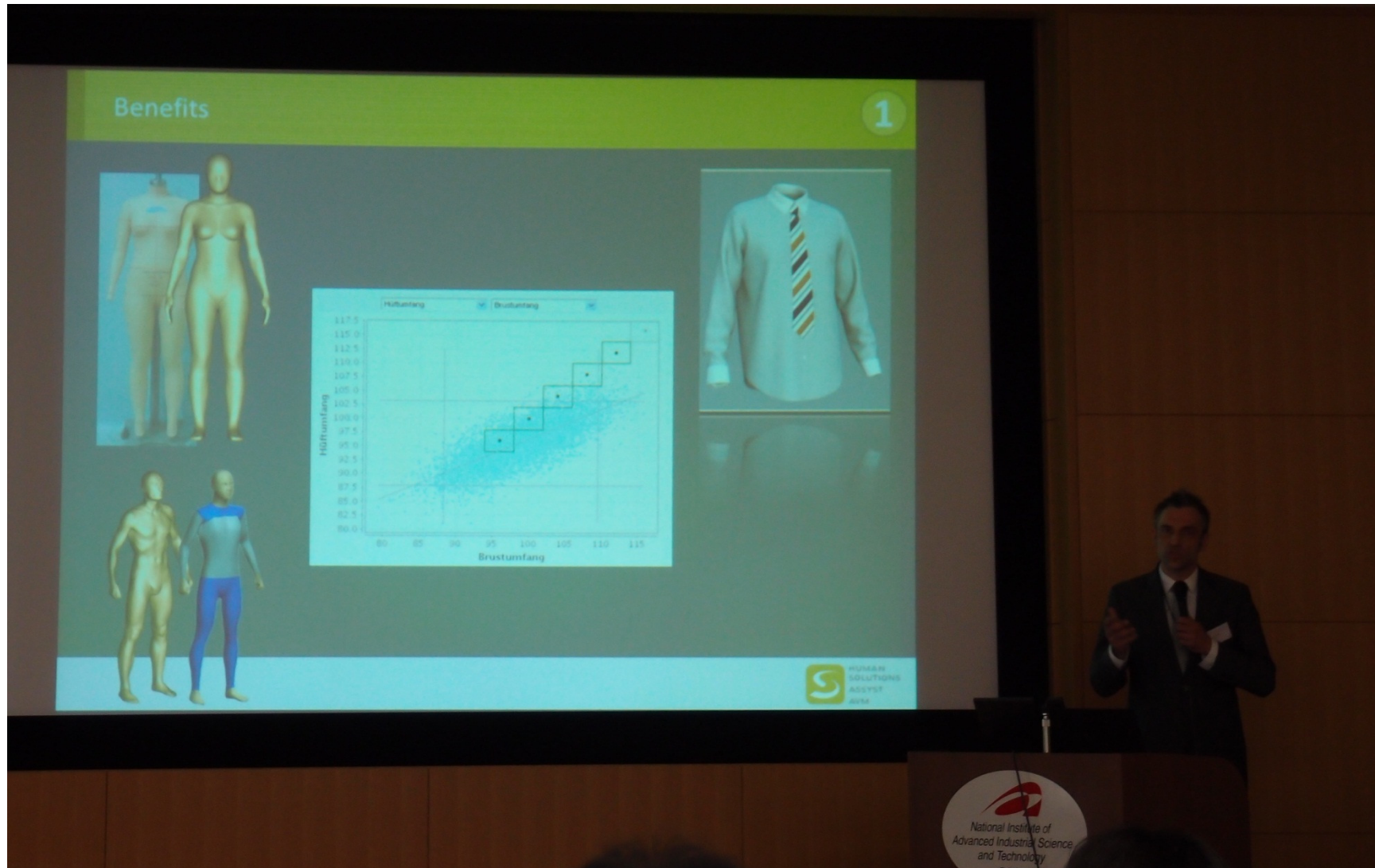
4. Photos / Pictures

Interesting presentations at the technical sessions



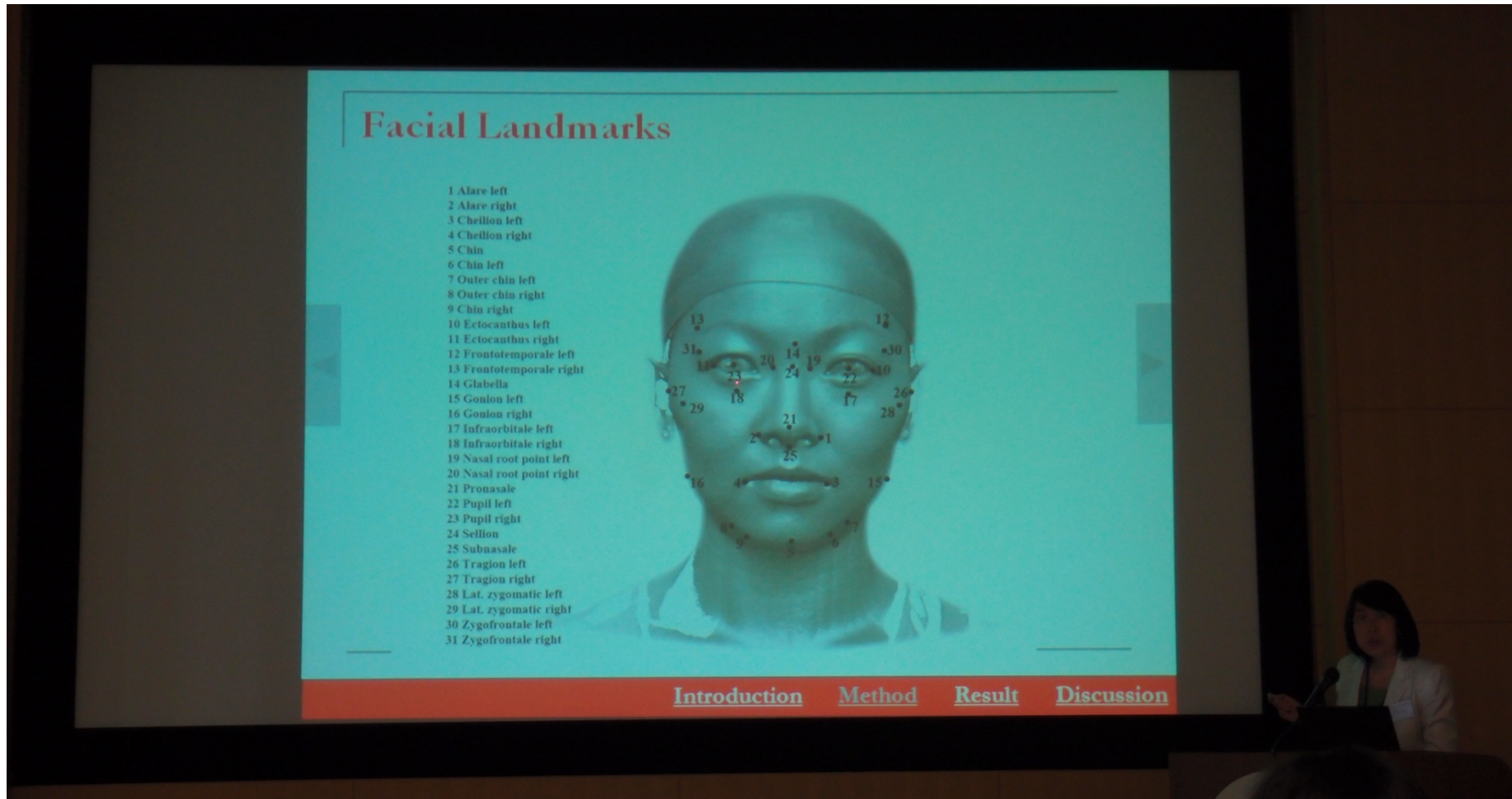
4. Photos / Pictures

Interesting presentations at the technical sessions



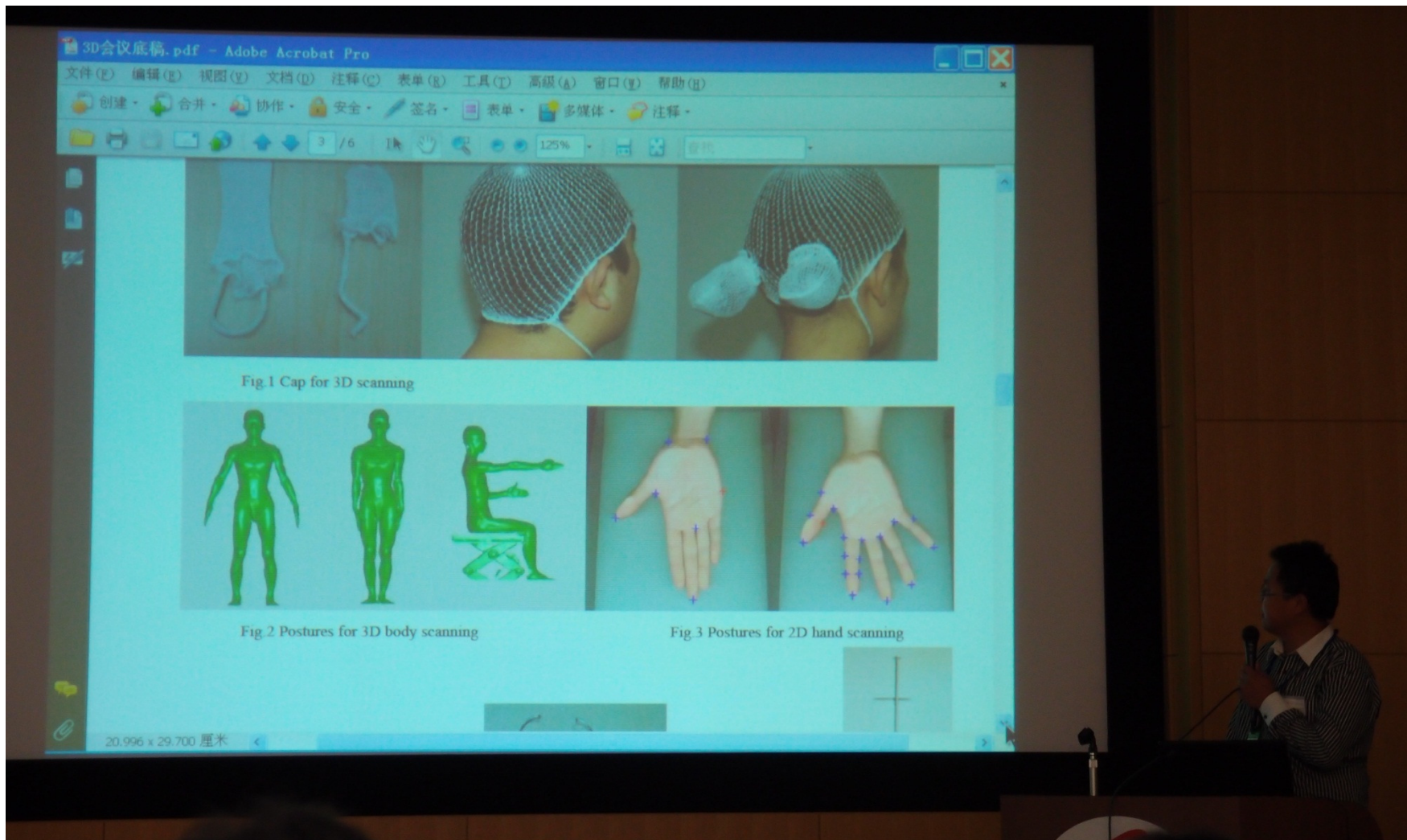
4. Photos / Pictures

Interesting presentations at the technical sessions



4. Photos / Pictures

Interesting presentations at the technical sessions



4. Photos / Pictures

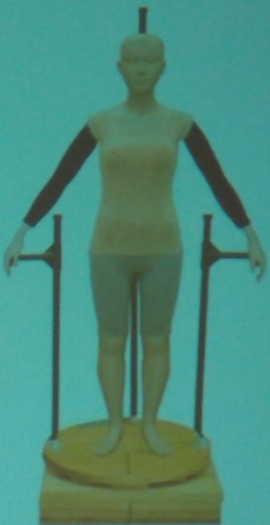
Interesting presentations at the technical sessions

Subjects

- ◆ 157 young healthy Japanese women aged between 18 and 25
- ◆ wore a sports brassiere and a close-fitting elastic camisole
- ◆ natural standing position with their feet 20cm apart from each other and their arms abducting approximately 20 degrees

Item	Subjects(N:157)		t-test	National Data*		
	Mean	S.D.		N	Mean	S.D.
	cm	cm		cm	cm	
Height	157.6	5.4		2897	158.2	5.4
Bust	80.8	5.3		2910	82.2	19.3
Waist	65.8	4.9		2915	63.9	5.2
	kg	kg		kg	kg	
Weight	50.9	6.1		2915	51.4	6.8

*. National survey: Japanese human body measurement data 92-94'



4. Photos / Pictures

Interesting presentations at the technical sessions



4. Photos / Pictures

Interesting demonstrations at the exhibition




4. Photos / Pictures

Interesting demonstrations at the exhibition




4. Photos / Pictures

Interesting demonstrations at the exhibition



4. Photos / Pictures

Interesting demonstrations at the exhibition



4. Photos / Pictures

Interesting discussions and relaxed moments during brakes



4. Photos / Pictures

Buffet dinner party with nice food, drinks and discussions



4. Photos / Pictures

Nice Tokyo night view..



5. Announcement for 3D Body 2012

3rd International Conference and Exhibition on 3D Body Scanning Technologies 2012



3rd International Conference and Exhibition on
3D Body Scanning Technologies
Lugano, Switzerland, 16-17 October 2012

Organized by HOMETRICA CONSULTING - Dr. Nicola D'Apuzzo

www.3dbodyscanning.org/2012

Conference Facts

Most important scientific and technical international event
for the specific sector of 3D human body scanning.

Technical presentations:

12 technical sessions and 1 poster session
with expected 60-80 presentations

Exhibition:

Parallel exhibition on 500m² (extendable)
with expected 15-25 exhibitors

Attendees/Visitors:

200-250 expected attendees/participants

5. Announcement for 3D Body 2012



3rd International Conference and Exhibition on 3D Body Scanning Technologies Lugano, Switzerland, 16-17 October 2012

New this year:

Technical / scientific committee

Preliminary list

Dr. Petra Aswendt, ViALUX GmbH, Chemnitz, Germany
Prof. Stefaan J. Bergé, UMC St Radboud, Nijmegen, The Netherlands
Dr. Bernd Bickel, Disney Research Zurich, Zurich, Switzerland
Dr. Bruce Bradtmiller, Anthrotech Inc., Yellow Springs (OH), USA
Prof. Michael M. Bronstein, Università della Svizzera Italiana, Lugano, Switzerland
Jeremy Carson, US Army Anthropology, Natick (MA), USA
Prof. Chang-Suk Cho, Hanshin University, Osan, South Korea
Dr. Brian D. Corner, US Army Natick Soldier RDEC, Natick (MA), USA
Prof. Umberto Cugini, Politecnico di Milano, Milan, Italy
Dr. Nathan Daniell, University of South Australia, Adelaide (SA), Australia
Dr. Nicola D'Apuzzo, Hometrica Consulting, Zurich/Ascona, Switzerland
Dr. Marie-Eve Faust, Philadelphia University, Philadelphia (PA), USA
Dr. David J. Feathers, Cornell University, Ithaca (NY), USA
Prof. Andrea Giachetti, University of Verona, Verona, Italy
Dr. Matija Jezersek, University of Ljubljana, Ljubljana, Slovenia
Elfriede Kirchdörfer, Hohenstein Institut für Textilinnovation gGmbH, Bönningheim, Germany
Prof. Sybille Krzywinski, Technical University of Dresden, Dresden, Germany
Chris Lane, 3dMD LLC, Atlanta (GA), USA
Dr. Ameersing Luximon, The Hong Kong Polytechnic University, Hong Kong
Prof. Zhigeng Pan, Hangzhou Normal University, Hangzhou, China
Prof. Didier Stricker, DFKI GmbH, Kaiserslautern, Germany
Dr. Olga Troynikov, RMIT University, Brunswick, Australia
Dr. Arzu Vuruskan, Izmir University of Economics, Izmir, Turkey

Possibility to visit the exhibition only

5. Announcement for 3D Body 2012

3rd International Conference and Exhibition on 3D Body Scanning Technologies
Lugano, Switzerland, 16-17 October 2012

Important date:

Deadline for submission of extended abstract: **April 30th**



Looking forward to see you in Lugano!